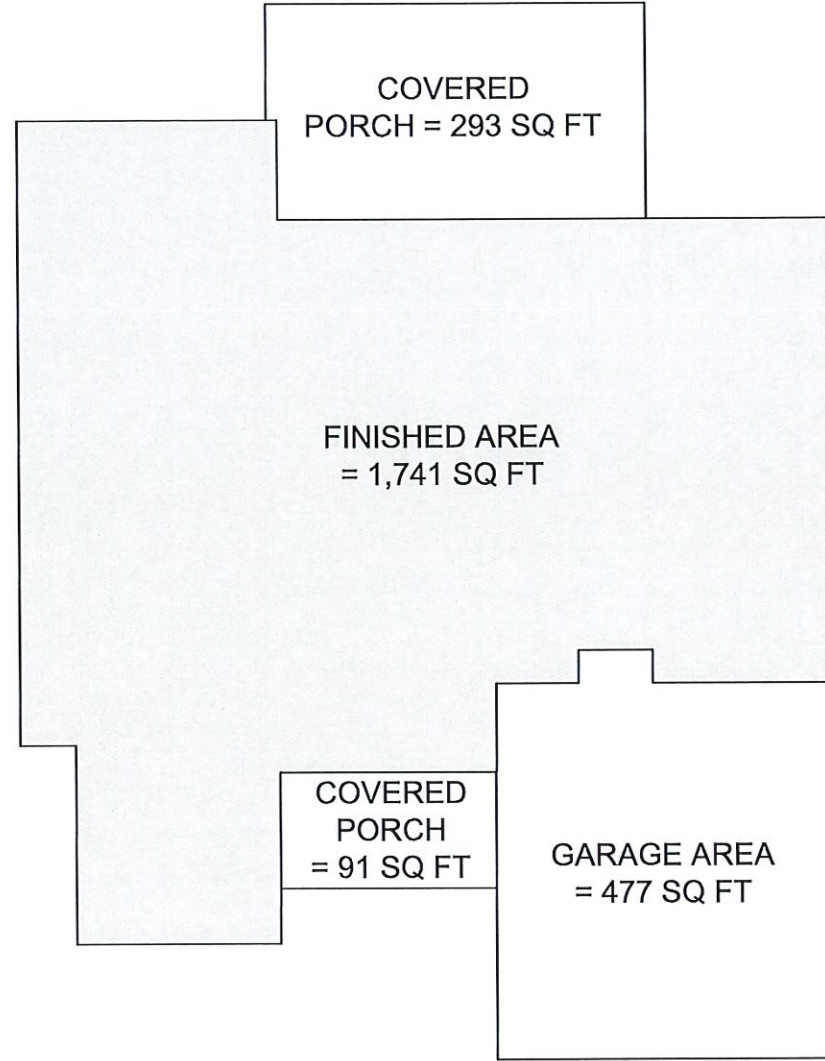
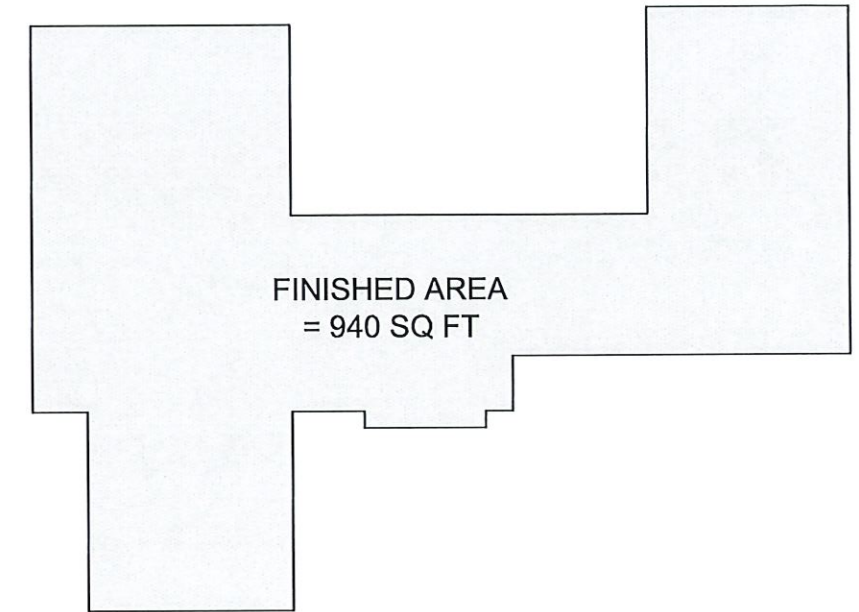


BASEMENT FLOOR PLAN



FIRST FLOOR PLAN



SECOND FLOOR PLAN

LOT AREA = 9,766 SQ FT
 MAX FAR = 30%
 FAR = 2,929 SQ FT

1ST FLOOR FINISHED	=	1,741 SQ FT
1/2 OF ATTACHED GARAGE	=	239 SQ FT
2ND FLOOR FINISHED	=	940 SQ FT
 TOTAL	 =	 2,920 SQ FT
FAR %	=	29.8%

BASEMENT FINISHED	=	1,240 SQ FT
BASEMENT UNFINISHED	=	512 SQ FT
FRONT COVERED PORCH	=	91 SQ FT
REAR COVERED PORCH	=	293 SQ FT
 HOUSE HEIGHT	 =	 29' 9-7/16"

FLOOR AREA RATIO DIAGRAM

Metal Roof Color:
Copper Metallic Roof

Soffit and Fascia
Color: White

Gutter Color: Bronze
to match windows

LP Board and Batten
8" Color: Snowscape

Architectural Roof:
Owens-Corning
Shingle Color: Black
Sable

Double Hung
windows, Standard
Low E, Argon Gas,
Insulated Glass.
Window Color: Dark
Bronze 4/1 grill
pattern

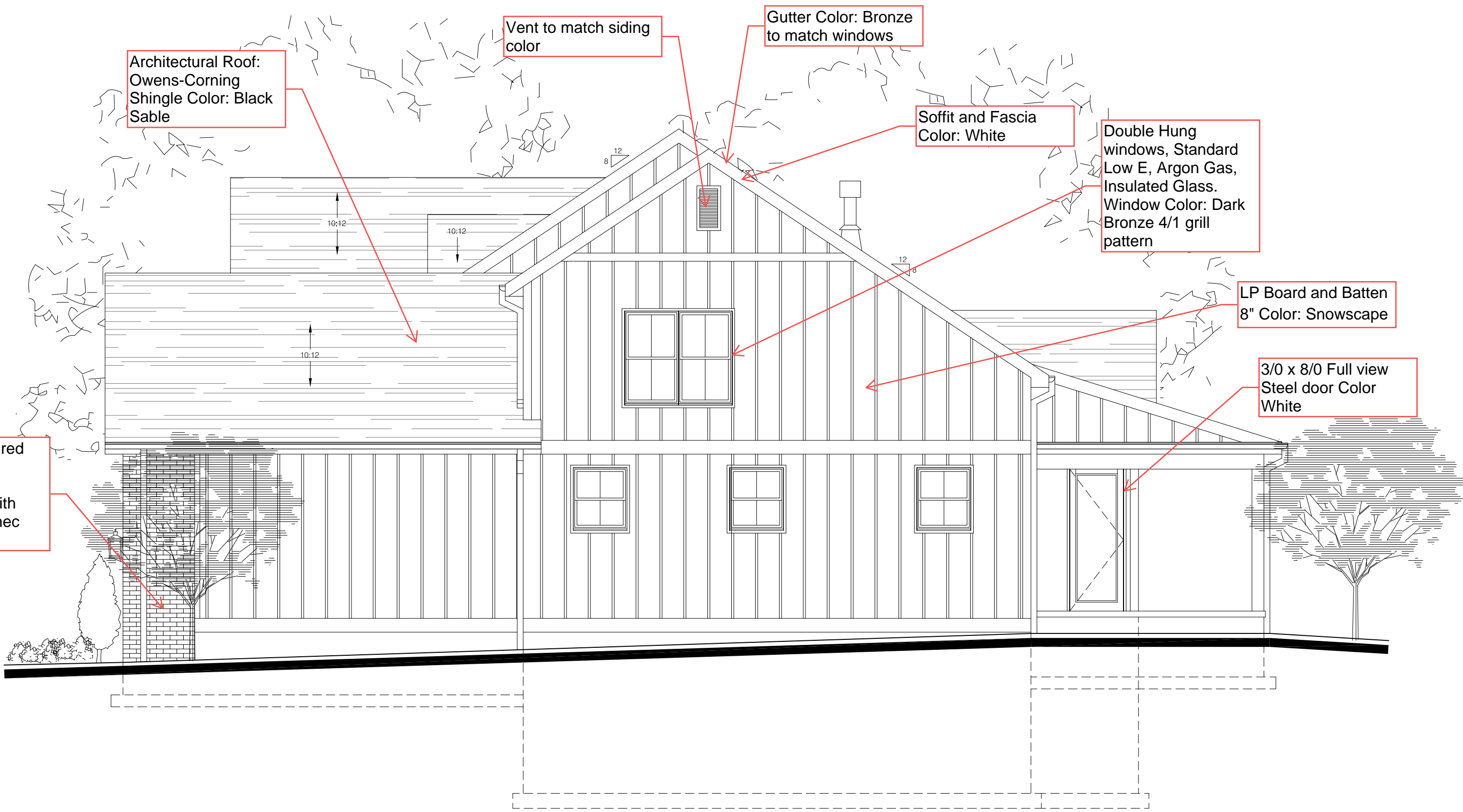
Masonry:
Cultured Brick
Per Plan
Color: Canvas
Mortar: Ivory
with Pre-Mix
Meramec
Sand



8"x 8" Wrapped
Permacast Columns
Color: Painted White

Front Entry Wood-Stained Double Door Per
Drawing: (2) 3'-0"x 8' x 0" Exterior Door Unit,
Low-E Glass, 3/4 Glass 4 Lite SDL Grilles
w/ Single Raised Panel
Front Door Color: Match to Garage Door.

16' x 8' Aluminum Wood Look Garage Door
Coplay, Overlay 16'x8' Canyon Ridge,
Chevron Garage Door
Color: Golden Oak



Architectural Roof:
Owens-Corning
Shingle Color: Black
Sable

Vent to match siding
color

Gutter Color: Bronze
to match windows

Soffit and Fascia
Color: White

Double Hung
windows, Standard
Low E, Argon Gas,
Insulated Glass.
Window Color: Dark
Bronze 4/1 grill
pattern

LP Board and Batten
8" Color: Snowscape

3/0 x 8/0 Full view
Steel door Color
White

Masonry: Cultured
Brick Per Plan
Color: Canvas
Mortar: Ivory with
Pre-Mix Meramec
Sand

RIGHT ELEVATION



LP Board and Batten
8" Color: Snowscape

Architectural Roof:
Owens-Corning
Shingle Color: Black
Sable

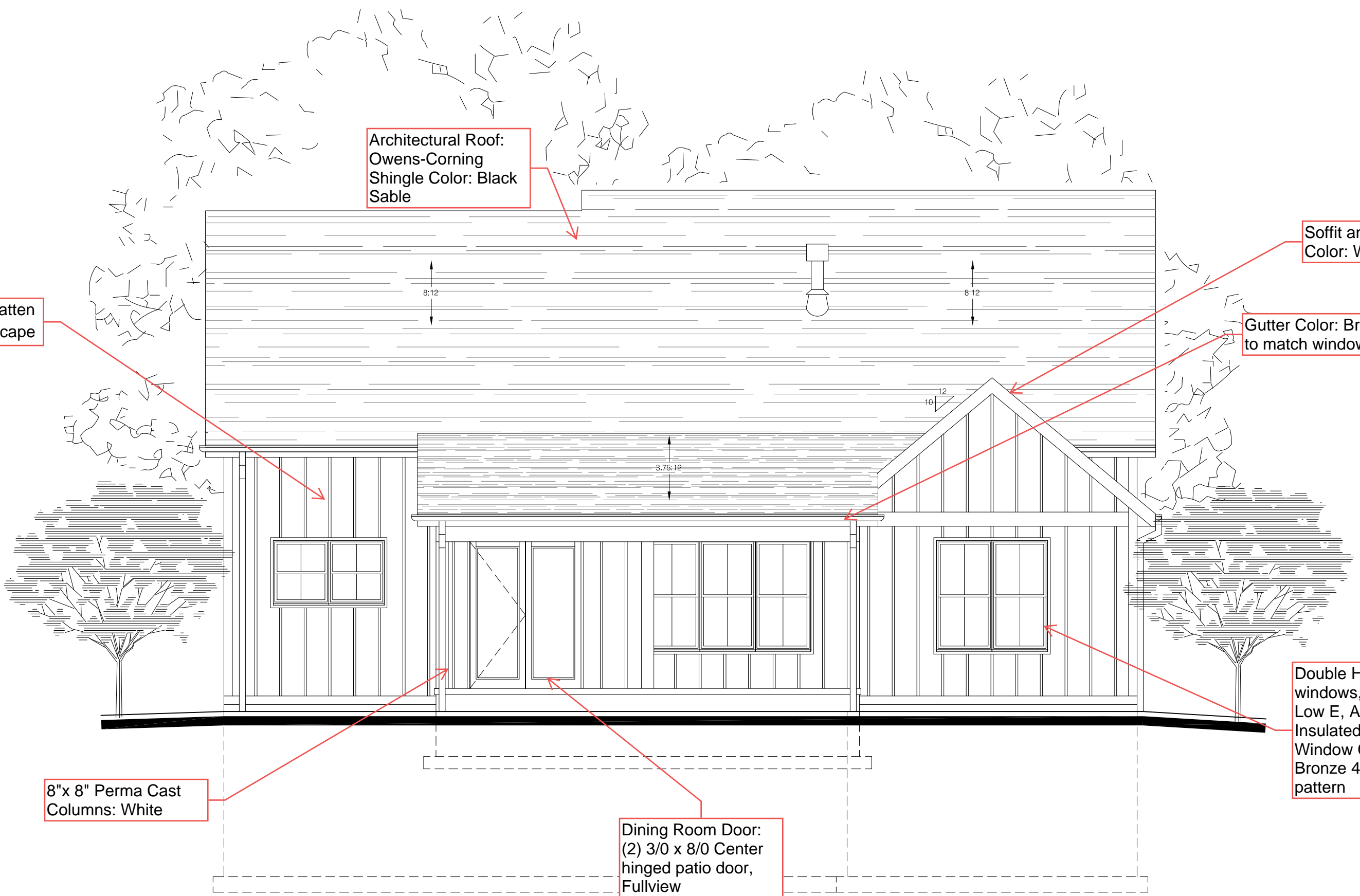
Soffit and Fascia
Color: White

Gutter Color: Bronze
to match windows

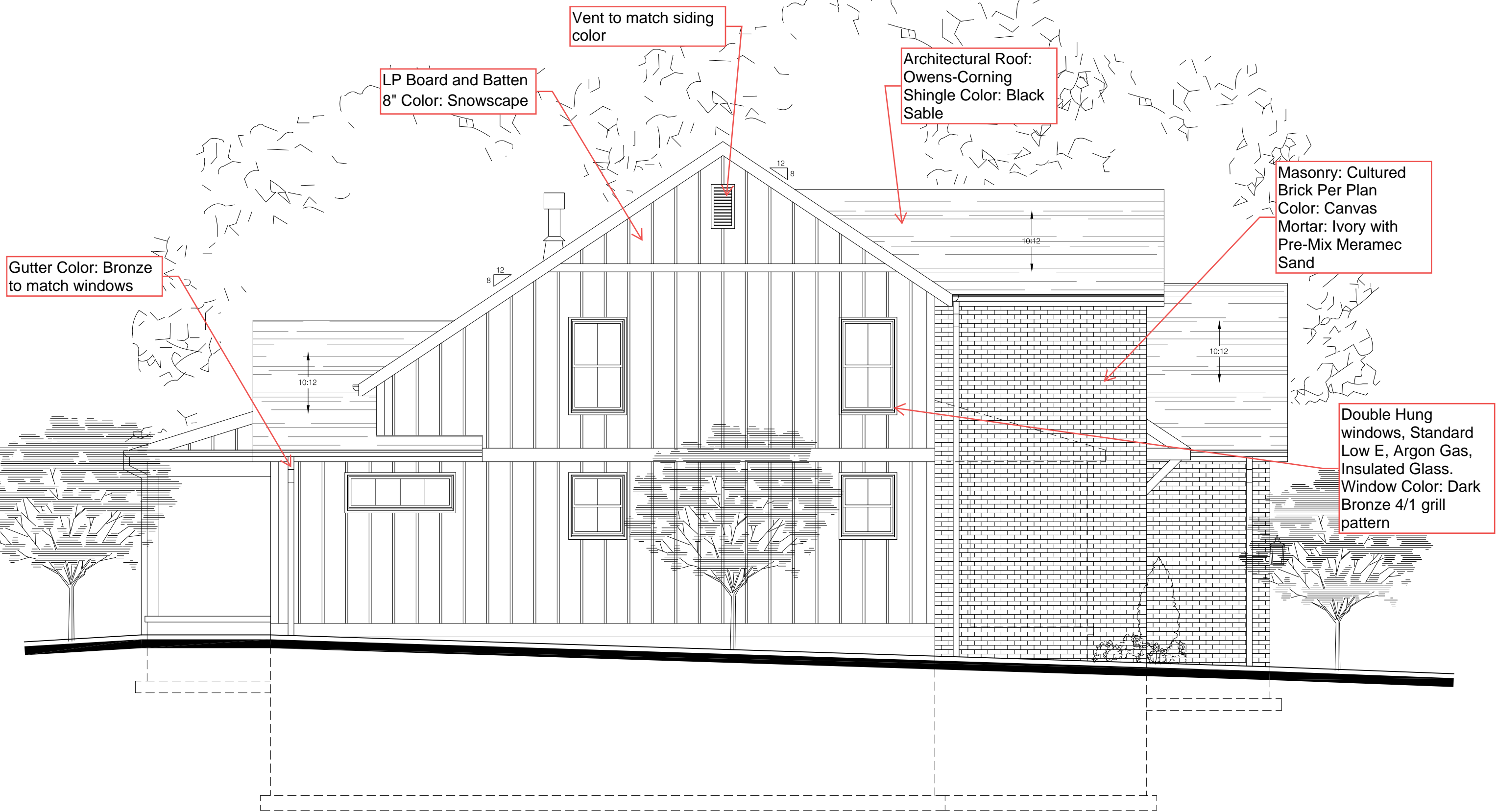
8"x 8" Perma Cast
Columns: White

Dining Room Door:
(2) 3/0 x 8/0 Center
hinged patio door,
Fullview
Color: White

Double Hung
windows, Standard
Low E, Argon Gas,
Insulated Glass.
Window Color: Dark
Bronze 4/1 grill
pattern



REAR ELEVATION



Gutter Color: Bronze to match windows

LP Board and Batten 8" Color: Snowscape

Vent to match siding color

Architectural Roof: Owens-Corning Shingle Color: Black Sable

Masonry: Cultured Brick Per Plan Color: Canvas Mortar: Ivory with Pre-Mix Meramec Sand

Double Hung windows, Standard Low E, Argon Gas, Insulated Glass. Window Color: Dark Bronze 4/1 grill pattern

LEFT ELEVATION



#1125

#1155

#1175

#1195

#25

HILLARD ROAD



#1116

#1136

#1156

#1176

#1196

#26

HILLARD ROAD

STREETSCAPE